



GENERAL PRACTICE ALERT STATE SITREP | 19.07.2024

LANCASHIRE & CUMBRIA DATA

GPAS STATUS

OPEL CONVERSION

CLINICAL ACTIVITY

RETURN RATE

OPEL

2

24/1000

42%

IMPORTANT FIGURES

547,482

MIN NUMBER OF PATIENTS COVERED BY AMBER + PRACTICES (1)

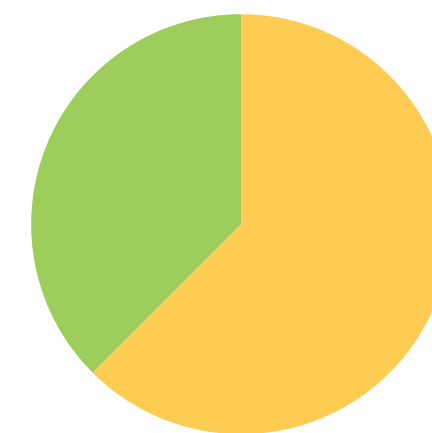
283,803

INDICATIVE NUMBER OF PATIENT CONTACTS IN GENERAL PRACTICE THIS WEEK (2)

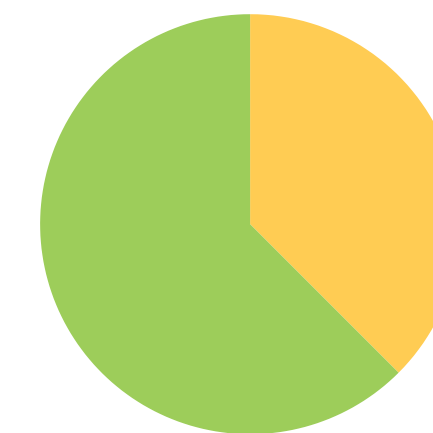
LOCALITY DATA

	GPAS STATUS	OPEL STATUS	CLINICAL ACTIVITY	RETURN RATES
Blackpool		3	23/1000	50%
Fylde & Wyre		2	28/1000	44%
Morecambe Bay		3	23/1000	48%
West Lancs		3	34/1000	40%
Greater Preston		1	30/1000	41%
Chorley & S. Ribble		2	21/1000	50%
East Lancs	Insufficient responses			
Blackburn W/Darwen		1	24/1000	50%
North Cumbria	Insufficient responses			

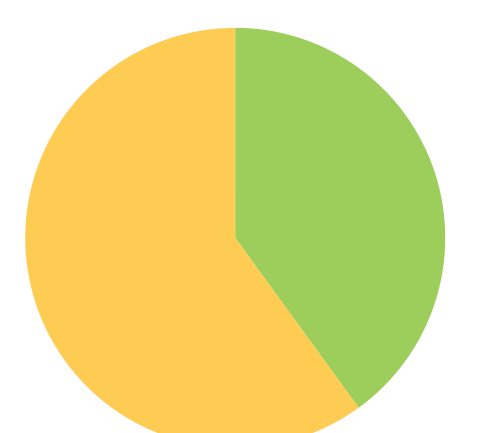
Blackpool



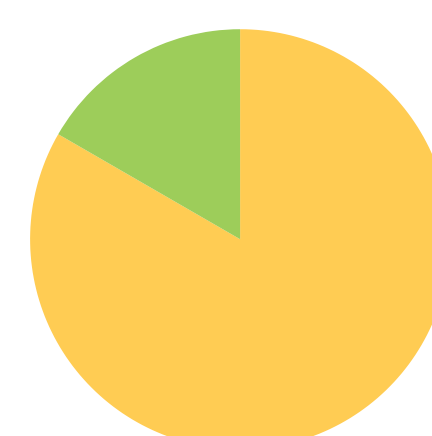
Fylde & Wyre



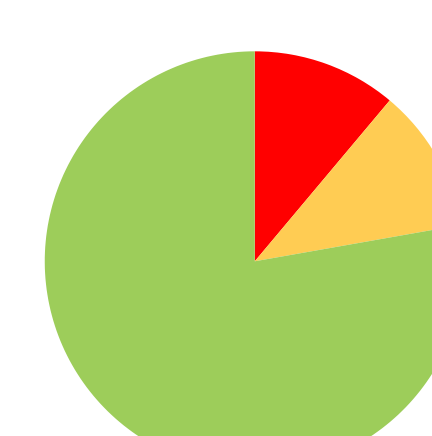
Morecambe Bay



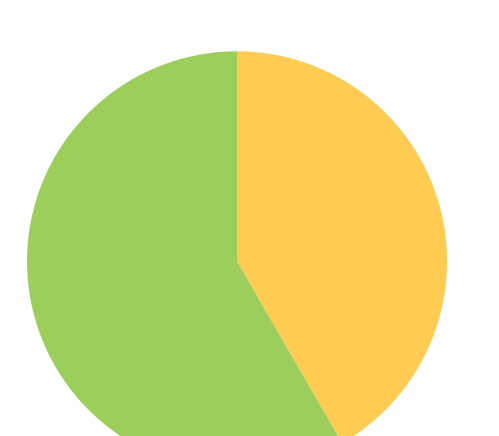
West Lancs




Greater Preston



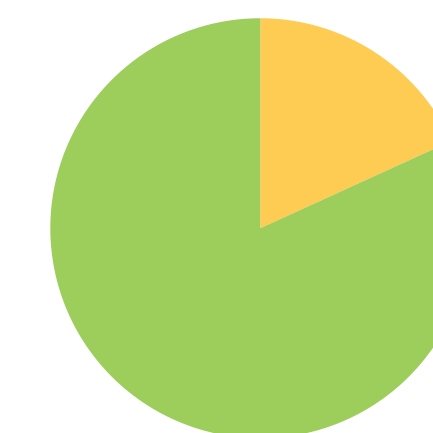
Chorley & S. Ribble




East Lancs



Blackburn W/Darwen



North Cumbria



A SELECTION OF THIS WEEK'S PRACTICE COMMENTS

4 of the 6 members of our clinical team are off sick or on leave this week and both Locums that were booked for yesterday called in sick!

Clinical staff unplanned absence

GPAS CHANGE SINCE LAST SITREP

	Last Week	This Week	Trend	Note
Blackpool	Black	Amber		
Fylde & Wyre	Amber	Amber	→	
Morecambe Bay	Amber	Amber	→	
West Lancs	Black	Amber		
Greater Preston	Amber	Green	↓	OPEL 2 TO OPEL 1
Chorley & S. Ribble	Black	Amber		
East Lancs	Amber	Insufficient responses		
Blackburn W/Darwen	Black	Green		
North Cumbria	Insufficient responses			

A QUICK GUIDE TO THE GPAS STATES

- BLACK** Practice will fail within one month. Urgent system intervention required.
- RED** Sustainable in the short term. Needs system support.
- AMBER** Sustainable in the medium term (6 months max). Probably needs system support.
- GREEN** Fully Sustainable.

LMC NOTE:

Please continue to share your data with us so that we can ensure the system is aware of any capacity and demand concerns pertaining to General Practice.

(1) This figure is accurate and is the sum of the list sizes submitting from those Practices registering as amber, Red and Black
 (2) This figure is approximate and calculated by using the clinical activity figure for Lancashire & Cumbria multiplied by 5